

# Cuadernillo de Trabajo 4



Agosto 2020

Colorea los animales Vertebrados.



Plumas  
Patas y alas  
Vuelan  
Ovíparos

## Aves





## Peces

Escamas  
aletas  
nadan  
ovíparos





Pelo  
vivíparos  
Maman

## Mamíferos




## Reptiles

Escamas  
ovíparos  
Reptan, patas cortitas




## Anfibios




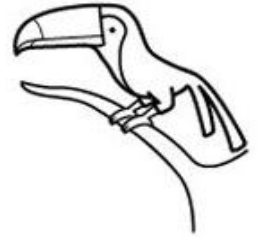

Piel desnuda y húmeda  
ovíparos  
Viven en el agua o cerca  
del agua










Colorea los Mamíferos.




Colorea las Aves.




Colorea los Peces.



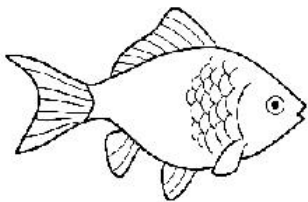



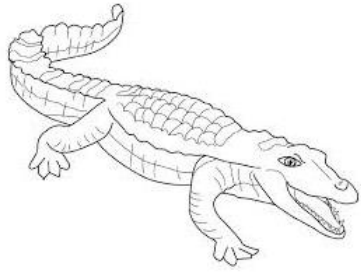
Colorea los Anfibios.



Colorea los Reptiles.

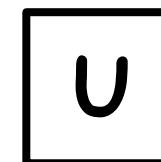

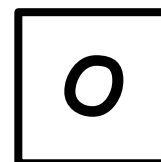
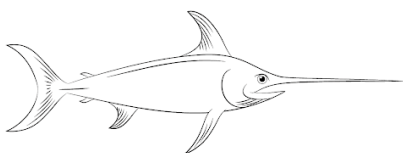



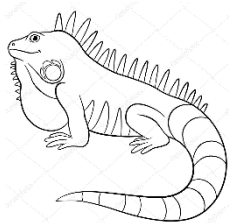


Une con una línea cada animal con su esqueleto.




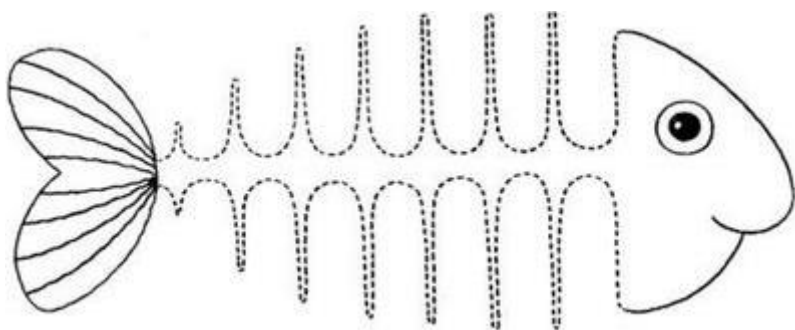




Une con una línea el animal vertebrado con la vocal de su sonido inicial.





AVESTRUZ - ESPADA - IGUANA - OSO - URRACA






Repasa las líneas, dibujando el contorno de los animales vertebrados.



Sigue el camino de los animales vertebrados.

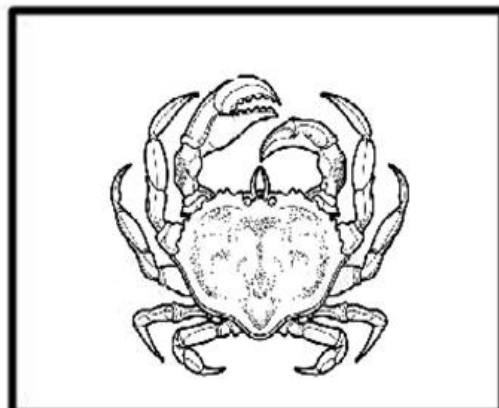





Cuenta la cantidad de animales vertebrados y marca el número que corresponde.



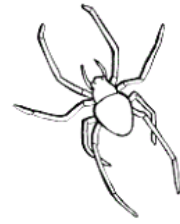

	1 6 8
	4 2 1
	2 7 5
	3 1 9
	5 2 6

Colorea los animales Invertebrados.


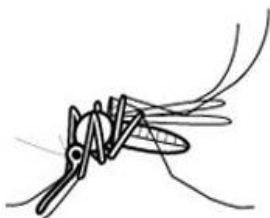
**Son los que no tienen huesos ni  
columna vertebral.**




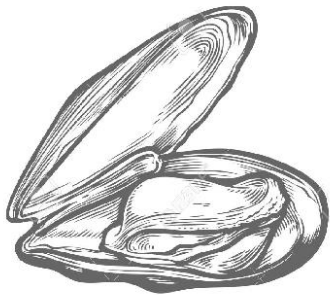
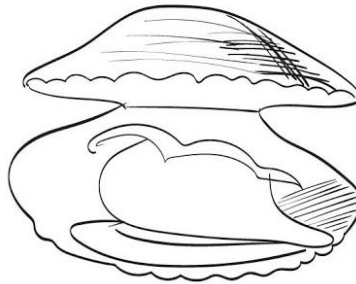
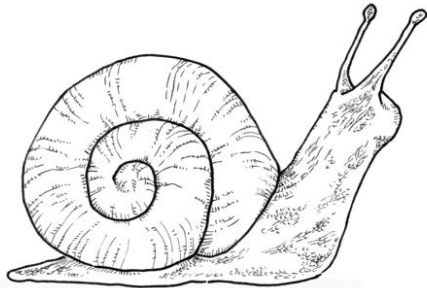
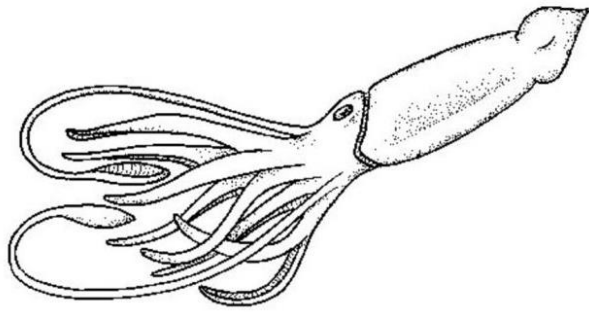
Colorea los Arácnidos.



Colorea los Insectos.

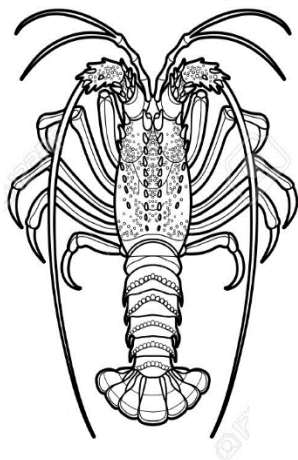
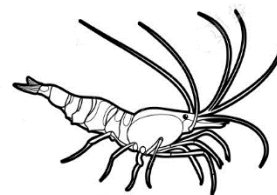
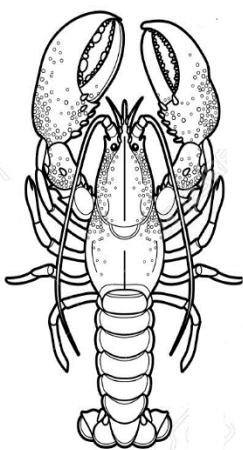
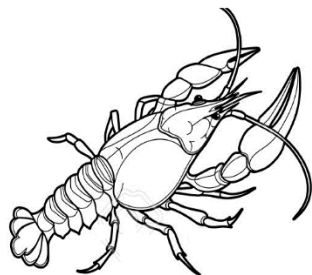
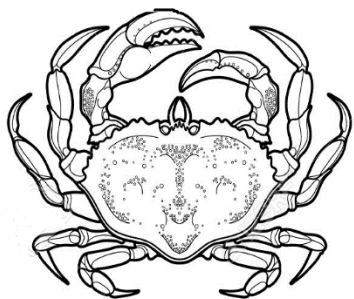


Colorea los Moluscos.








Colorea los Crustáceos.





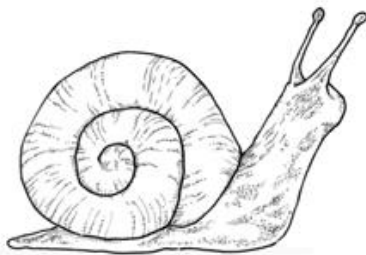

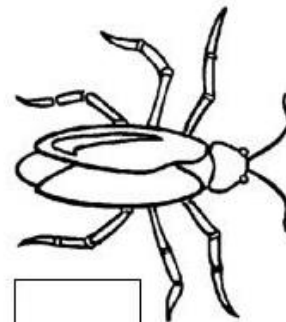
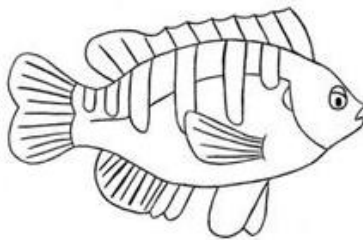

Traza el camino y ayuda a los invertebrados a llegar a las estrellas.








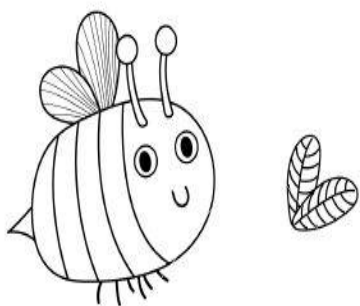

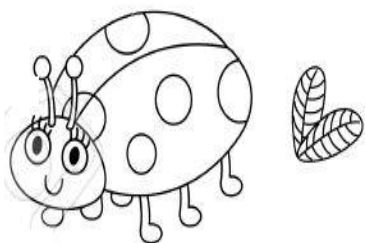
Traza el camino y ayuda a los invertebrados a llegar a las estrellas.




Pinta el cuadrado de color verde si es invertebrado y amarillo si es vertebrado.



Une al invertebrado con su sombra.



Cuenta la cantidad de animales invertebrados y marca el número que corresponde.



1

5

2

4

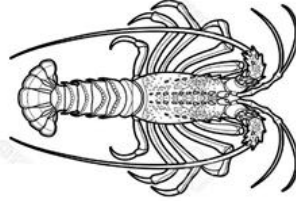
3

Cuenta a los crustáceos y marca el número que corresponda.


4 2 9



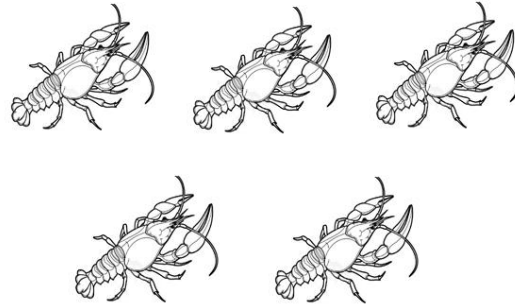
0 3 1



5 7 6



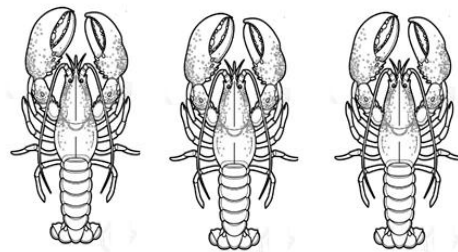
1 3 5



2 6 9



3 2 6



Colorea los dinosaurios.







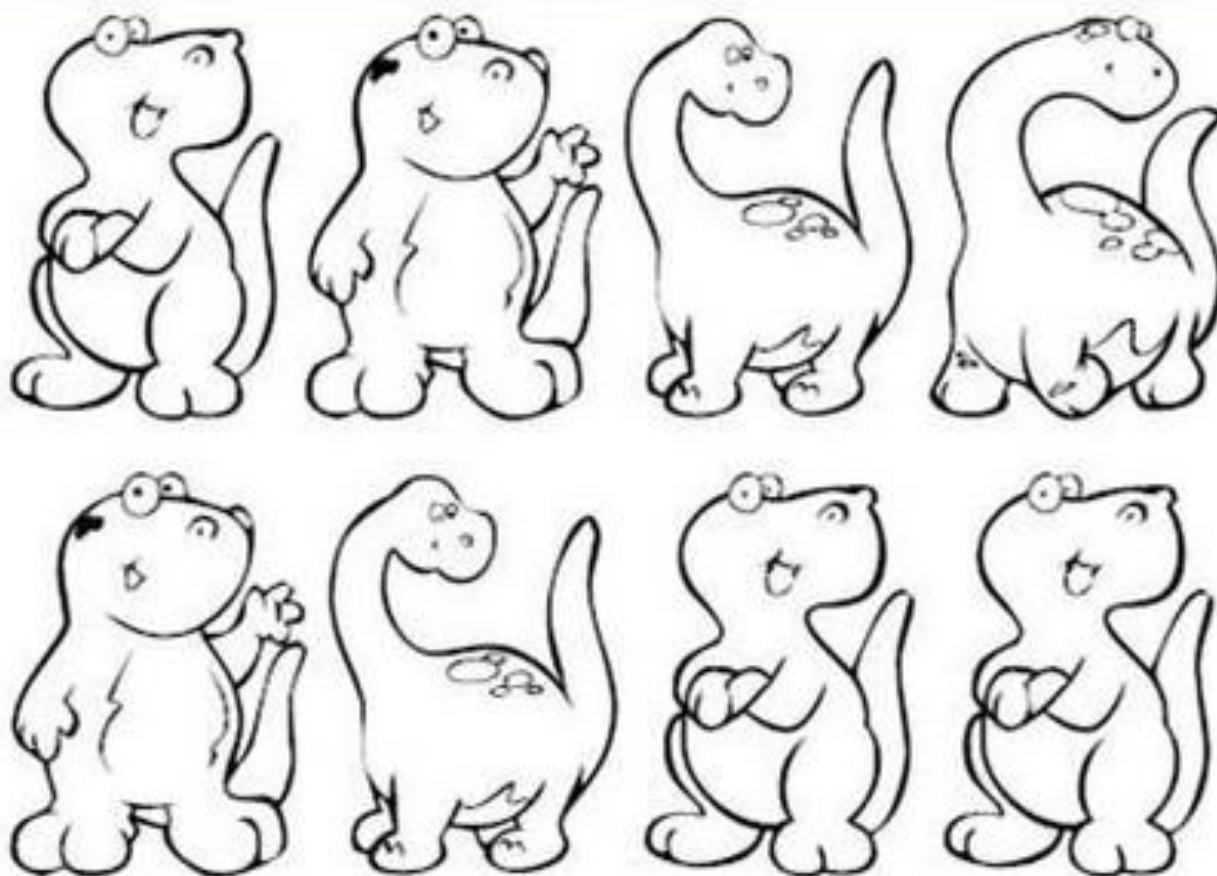
Une cada dinosaurio con su sombra.



Pinta los dinosaurios que son iguales al modelo.




Pinta los dinosaurios que son distintos al modelo




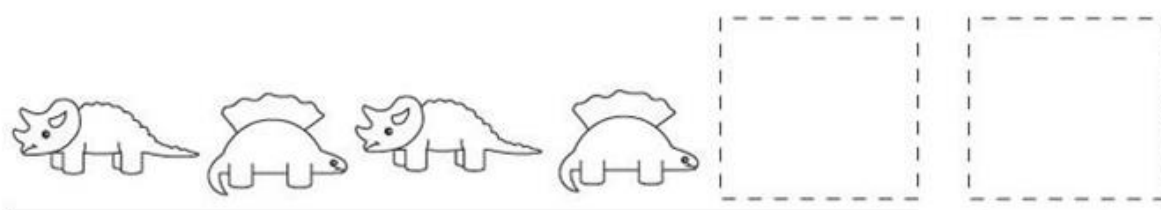



Colorea el dinosaurio, recorta las partes y ármalo en forma ordenada.




Traza el camino para que el dinosaurio llegue a los huesos.









Recorta las imágenes de abajo y pégalas siguiendo el patrón.



Recorta papel verde y pégalo en el dinosaurio.




Cuentas cuántos dinosaurios hay y marca el número que corresponde.

 <p>Two pterosaurs are shown, one above the other.</p>	<p>1</p> <p>2</p> <p>3</p>  <p>1</p> <p>2</p> <p>3</p>
 <p>Two long-necked dinosaurs are shown, one to the left and one to the right.</p>	 <p>Three T-Rex dinosaurs are shown, one above the other.</p> <p>2</p> <p>3</p> <p>4</p>
 <p>Five small, spiky dinosaurs are shown, arranged in two rows: three in the top row and two in the bottom row.</p> <p>3</p> <p>4</p> <p>5</p>	 <p>Three Stegosaurus dinosaurs are shown, one above the other.</p> <p>3</p> <p>4</p> <p>5</p>



Pinta el dinosaurio, Recorta la lámina y arma el puzle.



Diseña y decora como quieras el huevo de dinosaurio.

